
SOUTH CAROLINA




JUDICIAL DEPARTMENT

STATE OF THE JUDICIARY

March 2, 2011

by

Chief Justice Jean Hoefler Toal



Progress in Spite of Difficult Times


➤ South Carolina economic crisis continues


➤ South Carolina Courts concentrate on:

- Management Techniques
- Business Models
- Processes
- Technology

➤ Results:

- Consistency and Standards
- Efficiencies
- Better Organization






Management Techniques Docket Management

- Justice Kaye G. Hearn is Chair of the Docket Management Task Force
- Task Force oversees three subcommittees comprised of judges, clerks, lawyers, and Court Administration staff to review and improve the civil, criminal, and family courts
- Three Subcommittees:
 1. Circuit Court - Common Pleas (Civil Trials)
Judge Daniel F. Pieper, Chair
Judge Clifton Newman, Co-Chair
 2. Circuit Court - General Sessions (Criminal Trials)
Justice Costa M. Pleicones, Chair
Judge Roger Couch, Co-Chair
 3. Family Court (Domestic Relations and Juvenile)
Judge Aphrodite K. Konduros, Chair
Judge Dorothy Jones, Co-Chair






Docket Management Task Force

➤ **The Docket Management Task Force will address:**

- 1. Use of court time**
- 2. Staffing patterns and needs**
- 3. Court calendaring and scheduling – especially in light of the fact that all 16 Solicitors now have the state technology system and differentiated case management**
- 4. Leverage lessons learned from other states and federal courts**
- 5. Tools and consultants from the NCSC will provide performance measures, research and technical assistance**
- 6. Input will be sought from representatives of all court stakeholders**
- 7. Improve the predictability, consistency, uniformity and effectiveness in the courts**

➤ **The Task Force plenary meeting was held on February 17th**



Why is the Docket Management Task Force Necessary?

- SC Courts have not had any new judge positions in the Circuit or Family Courts since 1997
- State population and case complexities continue to increase




	TE	JUDGES per 100,000 POPULATION	FILINGS per JUDGE
1	Massachusetts	1.3	384
2	Idaho	2.8	475
3	Mississippi	1.7	497
4	Alaska	5.8	512
...
49	Florida	3.3	2939
50	New Jersey	4.7	3253
51	North Carolina	1.2	3384
	Carolina	1.0	4842

NCSC Study




States averaged 1,755 filings per judge and 3.89 judges per 100,000 population in 2008

(most current year for which national statistics are available)



SC Court's Business Model






SCJD Strategic Technology Plan

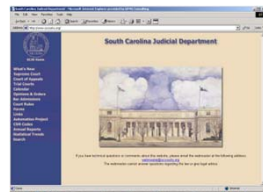
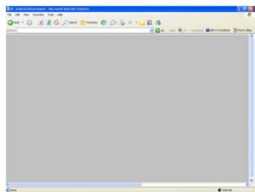
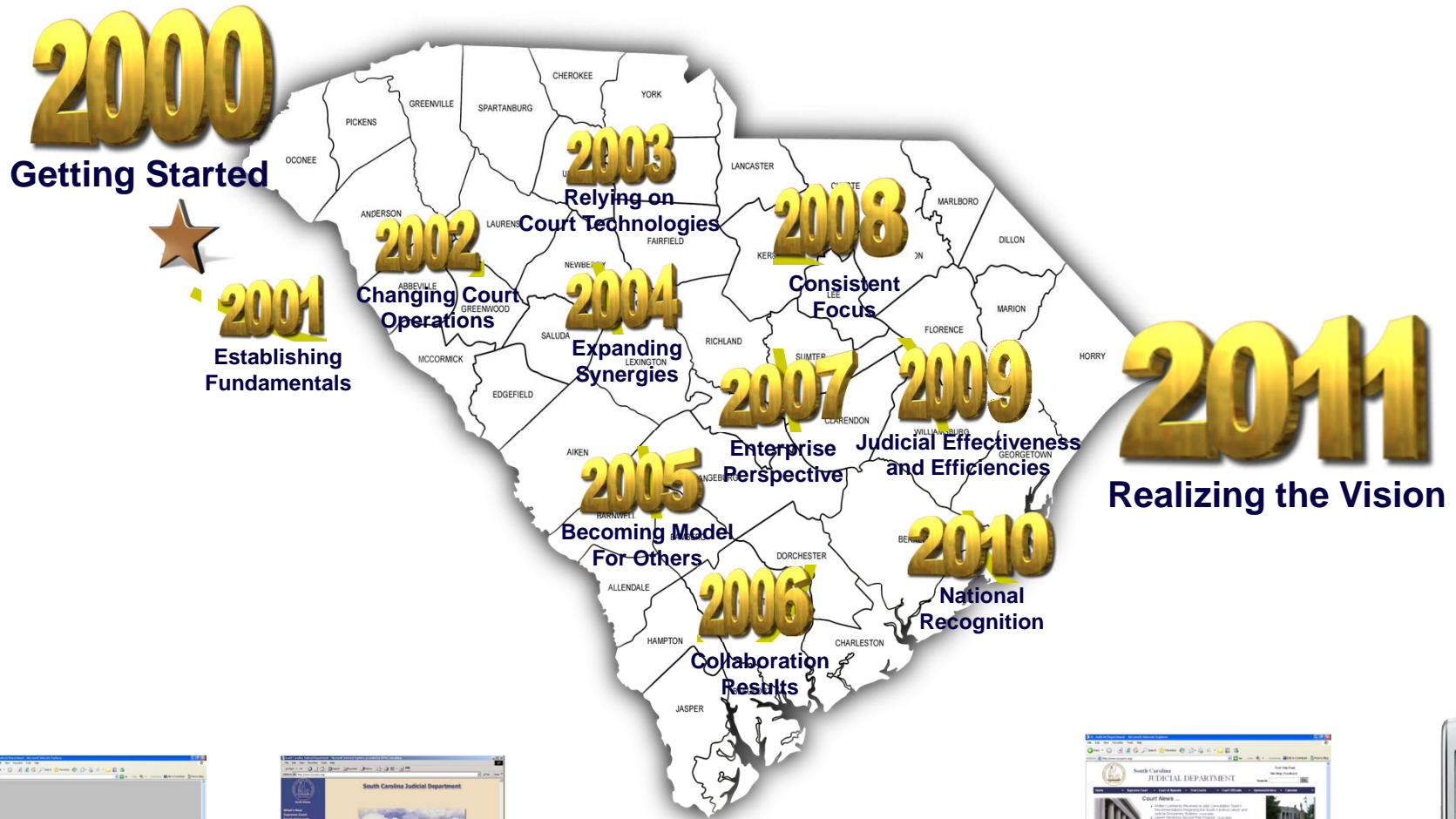
- **Our approach was to use an internet based platform as the basis to manage court operations.**


- **Five fundamental technology initiatives:**
 - 1. Network connectivity**
 - 2. Statewide case management**
 - 3. Web portal**
 - 4. Call center**
 - 5. Document management - Imaging**






SCJD Technology Roadmap






Connectivity in Our 46 Counties



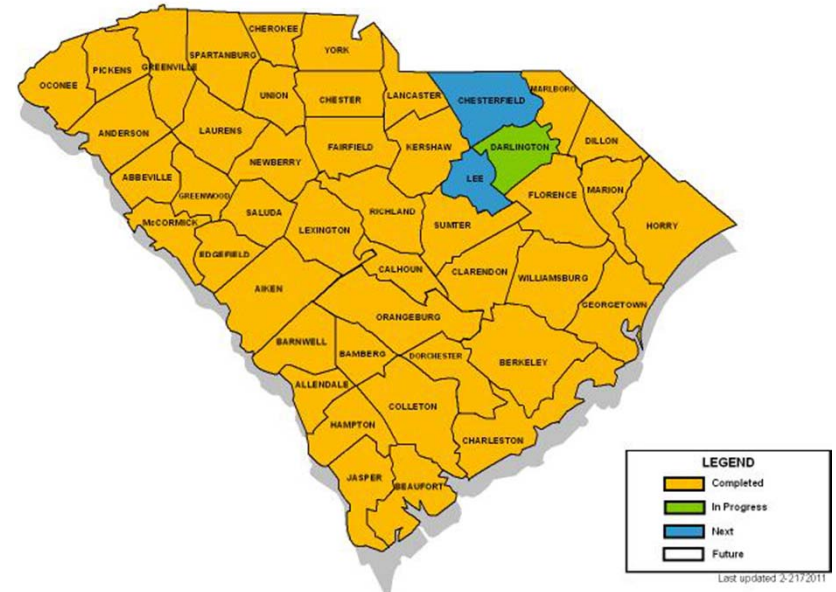
- Initial efforts were to get reliable, **high-speed internet connectivity** to the main courthouse in each county
- All 46 counties now have **wide area networks (WANs)**
- **SCJD is now hosting** the statewide court case management system for the rural counties
- Upon completion of the deployment, **29 counties** will be hosted by SCJD



Status of the Statewide Court Case Management System (CMS) for Circuit and Magistrate Courts

➤ **COMPLETED** – approximately 96% of the total state caseload


Greenville	Sumter	Horry
Pickens	Beaufort	Lexington
Richland	Jasper	Anderson
York	Georgetown	Edgefield (H)
Dorchester	Spartanburg	Clarendon (H)
Cherokee (H)	Lancaster (H)	Colleton (H)
Orangeburg	Laurens (H)	Kershaw (H)
Greenwood (H)	Aiken	Oconee (H)
Allendale (H)	Hampton (H)	Chester (H)
Florence (H)	Calhoun (H)	Fairfield (H)
Berkeley	Marion (H)	McCormick (H)
Dillon (H)	Abbeville (H)	Newberry (H)
Bamberg (H)	Barnwell (H)	Williamsburg (H)
Union (H)	Marlboro (H)	Saluda (H)
Charleston		



NOTE: (H) indicates county is hosted by SCJD

➤ **IN PROGRESS** – last 4% of the total state caseload


Chesterfield (H)	Darlington (H)	Lee (H)
------------------	----------------	---------



SCJD Funding Sources and Expenditures for Recent Years

FISCAL YEAR	APPROPRIATIONS	STATE FEES	FEDERAL FUNDS	AMERICAN RE-INVESTMENT and RECOVERY ACT	SHORTFALL	TOTAL EXPENDITURES
FY 2000 -2001	\$46,486,500	\$66,575	\$0	\$0	\$0	\$46,553,075
FY 2001 -2002	\$39,014,860	\$2,849,873	\$928,311	\$0	\$0	\$42,793,044
FY 2002 -2003	\$35,685,629	\$6,683,806	\$2,897,322	\$0	\$0	\$45,266,757
FY 2003 -2004	\$31,849,253	\$10,105,241	\$5,831,459	\$0	\$0	\$47,785,953
FY 2004 -2005	\$32,650,207	\$12,207,897	\$4,664,535	\$0	\$0	\$49,522,639
FY 2005 -2006	\$33,958,408	\$14,390,096	\$5,755,279	\$0	\$0	\$54,103,783
FY 2006 -2007	\$36,631,439	\$15,065,443	\$5,053,703	\$0	\$0	\$56,750,585
FY 2007 -2008	\$38,758,746	\$15,676,166	\$5,495,072	\$0	\$0	\$59,929,984
FY 2008 -2009	\$28,736,067	\$18,682,454	\$6,262,290	\$0	\$6,653,495	\$60,334,306
FY 2009 -2010	\$22,576,817	\$18,085,225	\$6,208,216	\$4,000,000	\$7,589,642	\$58,459,900
FY 2010 -2011	\$37,443,155	\$18,226,508	\$6,200,000	\$2,150,000	\$0	\$64,019,663

- Technology initiatives have been funded nearly entirely by federal grants
- Judicial reserves resulting from past financial prudence were depleted over the past 2 years
- Federal funds need to be replaced with a sustainable funding source




SCJD Impact on South Carolina's Economy

- **ECONOMIC DEVELOPMENT** - Ability of the Judicial Branch to fairly and timely resolve disputes is a highly important consideration in economic development:
 - South Carolina Business Courts
 - Significant consideration in Boeing coming to South Carolina

- **REVENUE GENERATION** - Through court filing fees and fines, holding court last year generated:
 - More than \$109M for state government
 - Additional \$26M for county governments

- **EFFICIENCY** - SCJD is the most efficient judiciary in the nation doing more with less than any other state court






Beginning a Sustainable Funding Model for Court Technologies

- **At present, SCJD provides:**
 1. **Implementation of the CMS software for the Circuit and Magistrate Courts, data conversion, and training at no cost to the counties**
 2. **Ongoing call center support 24 x 7 to the counties**
 3. **Ongoing software support and maintenance to the application**

- **At present, counties pay annual fees for:**
 1. **Software support by all counties**
 2. **Hosting operations by counties hosted by SCJD**



Note that county payments are minimal; fees set to be less than what counties pay to vendors.



Electronic Filing for the Future

- For an initial investment of **\$5M**, SC Courts would implement an initial electronic filing solution that the SC Courts would own and operate
- Each document submitted to the courts would have a small electronic filing fee that would be retained by the SC Courts
- Return on Investment (ROI) is estimated to be approximately **\$7M+** annually
- Court documents would be accessible 24 x 7



For Good of the Order

- **SC Courts are using current economic crisis as opportunity to further:**
 - **Streamline operations**
 - **Increase efficiencies and effectiveness**
 - **Find means for alternative sustainable funding sources**
 - **Increase public access to the courts**

- **Being good stewards of public trust and taxpayer dollars, SC Courts continue to be innovative leaders**






New Business Model

- It takes everyone in government to rethink:
 - Operations
 - Funding sources
- It takes vision and collaboration





The Sandra Day O'Connor Award for Advancement of Civics Education

